



Point styles for leather processing

The right needle point for the desired seam appearance

GROZ-BECKERT®

Groz-Beckert KG







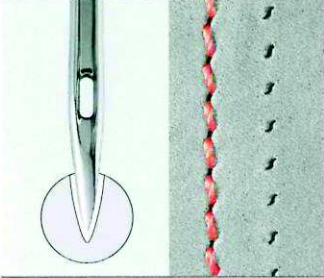
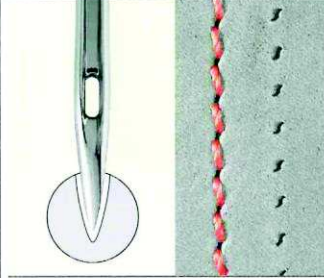
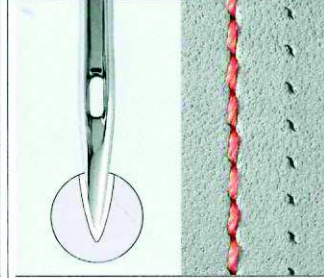

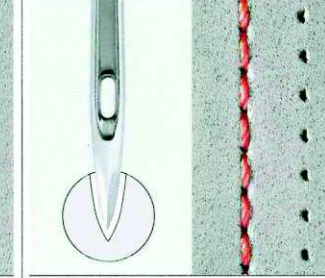
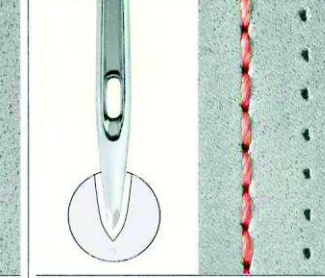
Parkweg 2, 72458 Albstadt, Germany

Phone +49 7431 10-0, Fax +49 7431 10-2777






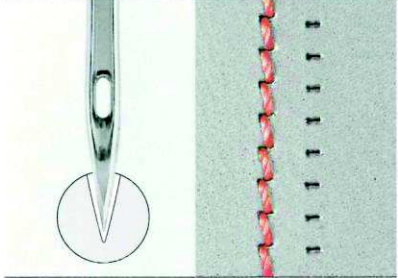
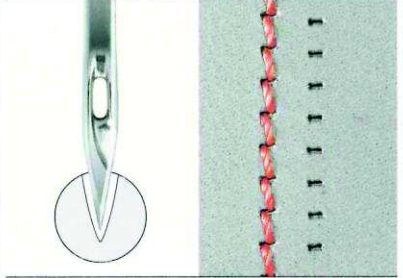

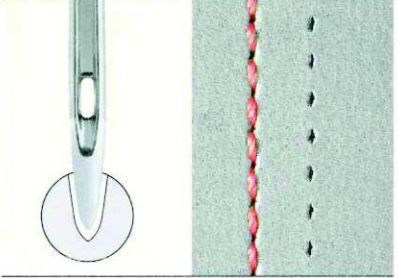
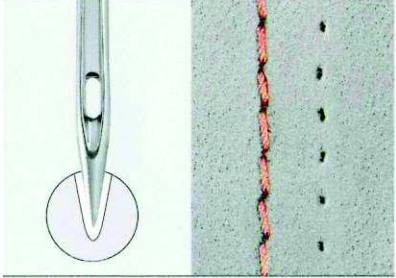
contact-sewing@groz-beckert.com

www.groz-beckert.com

Name of the point and symbol with threading direction:

LR 	SAN® 12 LR 	LL 	D 	DH 	SD 
					
<ul style="list-style-type: none"> ■ Cuts the leather in the sewing direction at an angle below 45°, slanted to the right ■ Thread: slight to moderate slant (leather-dependent), slightly elevated ■ Stitch holes easily visible ■ Suitable for short to medium stitches 	<ul style="list-style-type: none"> ■ Special application needle for 2-needle decorative seams ■ Exact alignment of the cutting geometry through special shank surface - for uniform seams ■ Use only on the right needle ■ Point properties: see LR point 	<ul style="list-style-type: none"> ■ Cuts the leather in the sewing direction at an angle below 45°, slanted to the left ■ Very straight seam position ■ Thread slightly elevated ■ Stitch holes largely filled ■ Suitable for short to medium stitches 	<ul style="list-style-type: none"> ■ Wide triple-edge cut in leather ■ Straight seam ■ Thread slightly elevated ■ Stitch holes are wide open ■ Suitable for medium to long stitches 	<ul style="list-style-type: none"> ■ Medium triple-edge cut in leather ■ Straight seam ■ Thread slightly elevated ■ Stitch holes are relatively wide open ■ Suitable for medium to long stitches 	<ul style="list-style-type: none"> ■ Round point with polished triple cutting edges at the very end of the point ■ Slightly triangular cut in leather ■ Straight seam ■ Thread slightly elevated ■ Suitable for short to medium stitches
<p>Application:</p> <ul style="list-style-type: none"> ■ Decorative lockstitch seams in soft to medium-hard leather ■ Virtually all common types of leather 	<ul style="list-style-type: none"> ■ Decorative lockstitch seams in soft to medium-hard leather ■ Virtually all common types of leather ■ Twin lockstitch machines 	<ul style="list-style-type: none"> ■ Virtually all common types of leather 	<ul style="list-style-type: none"> ■ Hard and thick leather ■ Also suitable for cardboard 	<ul style="list-style-type: none"> ■ Medium-hard and hard leather 	<ul style="list-style-type: none"> ■ Straight seam position (slightly irregular) ■ Soft leather (clothing leather) ■ Multi-directional applications
<p>Example:</p> <p>Shoes, leather garments, upholstered furniture, bags, belts, car seats</p>	<p>Upholstered furniture, headrests, vehicle interiors</p>	<p>Shoes, bags, vehicle seats</p>	<p>Belts, suitcases, heavy shoes and synthetics</p>	<p>Upholstery industry, bags, shoes (also for tarps, awnings and tents)</p>	<p>Shoes, fine leather products, leather embroidery (also for foils and coated materials)</p>

Name of the point and symbol with threading direction:

<p>P </p>	<p>PCL </p>	<p>S </p>	<p>SAN® 12 S </p>	<p>R </p>
				
<ul style="list-style-type: none"> ■ Cuts the leather perpendicular to the sewing direction at an angle below 90° ■ Creates a prominent decorative effect on thick and hard leather due to the slanted thread position ■ Thread very deep-set ■ Stitch holes largely filled by the thread ■ Suitable for very short stitches 	<ul style="list-style-type: none"> ■ Cuts the leather perpendicular to the sewing direction at an angle below 90° ■ Creates a prominent decorative effect on thick and hard leather due to the slanted thread position ■ Thread very deep-set ■ Stitch holes largely filled by the thread ■ Suitable for very short stitches 	<ul style="list-style-type: none"> ■ Cuts the leather in the sewing direction ■ Straight seam ■ Tight stitch formation with corresponding leather and stitch size ■ Stitch holes are elongated and clearly visible in the seam ■ Suitable for medium to large stitches 	<ul style="list-style-type: none"> ■ Special application needle for 2-needle decorative seams ■ Exact alignment of the cutting geometry through special shank surface - for uniform seams ■ Use both on the left and on the right needle ■ Point properties: see S point 	<ul style="list-style-type: none"> ■ Standard round point; cloth point with no cutting effect ■ Largely straight, somewhat irregular seam appearance ■ Thread slightly elevated ■ Suitable for medium to long stitches
<p>Application:</p> <ul style="list-style-type: none"> ■ Seams with a prominent decorative effect and stay seams 	<ul style="list-style-type: none"> ■ Seams with a prominent decorative effect ■ Stay and heal seams 	<ul style="list-style-type: none"> ■ Suitable for soft to medium-hard leather 	<ul style="list-style-type: none"> ■ Suitable for soft to medium-hard leather 	<ul style="list-style-type: none"> ■ Soft leather (clothing leather) ■ Multi-directional applications
<p>Example:</p> <p>Shoes, belts, upholstered furniture</p>	<p>Shoes, upholstered furniture, bags</p>	<p>Shoes, leather clothing, bags</p>	<p>Vehicle seats, upholstered furniture, headrests, vehicle interiors</p>	<p>Clothing, vehicle seats (also for foils and coated materials)</p>